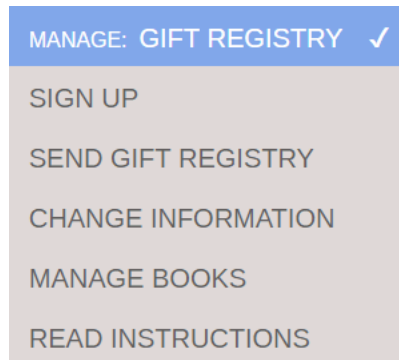


Instructions: Gift Registry

What is the Gift Registry? Our Gift Registry allows you to send a list of books that you've marked "Unread" on your custom Book List to family or friends so that they'll know which Susan Mallery books you haven't read yet! We've also provided the ability for you to manage your Gift Registry by de-selecting books that you do not want listed (since by default, all Unread books are shown).

How do I sign up for the Gift Registry? The first step is to make sure you've made a custom Book List. Please use the ACCESS: BOOK LIST FEATURE drop down and select READ INSTRUCTIONS. Otherwise, if you've already made a custom Book List, use the MANAGE: GIFT REGISTRY drop down and select SIGN UP.



Depending on whether or not you've retrieved your custom Book List, you'll get either an email form to sign up or a button as shown below:

Enter your email address below to sign up for a gift registry: [Click below to sign up for Gift Registry](#)

[SIGN UP FOR GIFT REGISTRY](#) OR [SIGN UP FOR GIFT REGISTRY](#)

On the Gift Registry sign up form, make sure you select your preference for print and/or ebook format. If you select ebook, select your preferred device(s) so that your loved one knows which format to purchase. We've only listed ebook formats from retailers who offer purchasing ebooks as gifts for someone else.

How do I send the Gift Registry? Once you've signed up for the Gift Registry, you can access the page to send your Gift Registry by using the MANAGE: GIFT REGISTRY drop down and selecting SEND GIFT REGISTRY. Depending on whether or not you've retrieved your custom Book List, you'll get either an email form to send the registry or a button as shown below:

Enter your email address below to send your gift registry to loved ones: [Click below to Send your Gift Registry to Loved Ones](#)

[SEND GIFT REGISTRY TO LOVED ONES](#) OR [SEND YOUR GIFT REGISTRY TO LOVED ONES](#)

How do I change my preferences on the Gift Registry? You can access the page to change your Gift Registry preferences by using the MANAGE: GIFT REGISTRY drop down and selecting CHANGE INFORMATION. From this page, you can change your first and last name as well as your preferences for print/ebook formats. Depending on whether or not you've retrieved your custom Book List, you'll get either an email form to change your information or a button as shown below:

Enter your email address below to change your gift registry information:

[Click below to Change Gift Registry Information](#)

Enter Email Address [CHANGE GIFT REGISTRY INFORMATION](#) OR [CHANGE GIFT REGISTRY INFORMATION](#)







How do I manage my books on the Gift Registry? If you want to take any of your “Unread” books off the Gift Registry, you can do so by using the MANAGE: GIFT REGISTRY drop down and selecting MANAGE BOOKS. Depending on whether or not you've retrieved your custom Book List, you'll get either an email form to change your information or a button as shown below:

Enter your email address below to manage the books on your gift registry:

[Click below to Manage Your Gift Registry Books](#)

Enter Email Address [MANAGE YOUR GIFT BOOKS](#) OR [MANAGE YOUR GIFT REGISTRY BOOKS](#)

From this page, you can decide which books will display by moving the slider left or right. You'll also see which books have been marked bought.

BOOK TITLE	BOOK DATE	LIST ON GIFT REGISTRY?	SELECTED FORMAT(S)	RETAILERS
Not Quite Over You	10/2018	<input type="checkbox"/>	Print Ebook	     
Why Not Tonight	09/2018	<input checked="" type="checkbox"/>	Print Ebook	Marked bought